

CASKA卡仕达

便携式按摩随行暖手宝

Shape Portable Massage Hand Warmer

Fever massage, relieve all kinds of lumbar and cervical discomfort anytime and anywhere.

Qualified

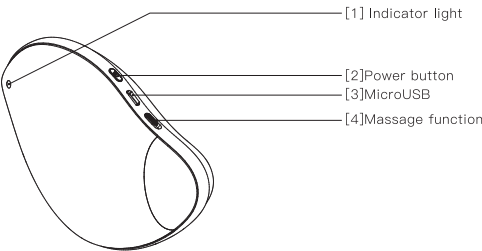
QC: _____

Date: _____

This manual is subject to change without notice.

Thank you for purchasing our product Please read this manual carefully before using the product and keep it properly.

Product description



Specifications

Product Material: aluminum alloy / ABS
Input Voltage: 5V ===
Rated Voltage: 3.7V ===
Single Packing Size: 137x137x60mm
Multiple Packing Size: 225x155x66mm

Battery Capacity :3600mAh
Maximum Power: 10W
Product Size: 112x85x39mm

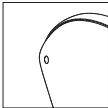
Usage method

NO.1 Hand Warmer Instruction

Press the power button once to turn it on, it is the first setting "low temperature setting".
"Low temperature" blue indicator light is on, the temperature is 40°C – 45°C.

Press the power button again to switch to the second setting "High Temperature setting".
"High temperature" yellow indicator light is on, the temperature is 55°C – 60°C.

Single press the power button , it is on/low temperature/high temperature/off respectively.
The indicator light is off/blue/yellow/off respectively.



Attention to change of indicator light

Caution

When charging the product, the hand warming and massage functions cannot be turned on.

NO.2 Massage Instruction

Turn the toggle switch to the back position to turn on the massage function
It is intermittent massage.



Move the switch back



Turn the toggle switch to the front position to turn off the massage function

NO.3 Charging Tips

The blue light flashes for charging , the blue light on is for full charge

Security Tips

Do not be allowed to disassemble or use the product rudely.
Keep the product out of reach of children or pets.
If liquid leaks out of the product and splash into your eyes accidentally, do not rub your eyes. You should wash your eyes with water immediately. If serious, please go to the hospital for medical treatment.
It takes a little longer to charge with a computer than with a charger.
If problems occur during the use of the product, please stop using it immediately.

Warranty card

| | | |
|---------------------------|------------------|------------------------------------|
| User warranty information | Product name | Shape Portable Massage Hand Warmer |
| | Product model | |
| | User name | |
| | User address | |
| | Contact number | |
| | Date of purchase | |
| Remarks: | | |

CASKA卡仕达

便携式按摩随行暖手宝

Shape Portable Massage Hand Warmer

发热按摩 · 随时随地缓解各种腰颈椎不适

合格证

检测人员: _____

生产日期: _____

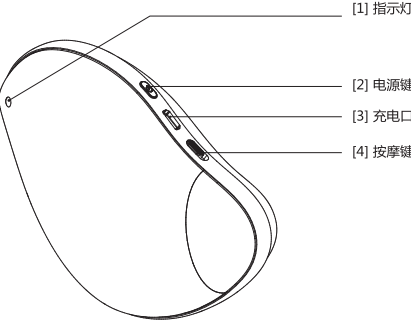
版权归本公司所有，翻版必究。

本公司保有随时对产品进行更新的权利。

未经本公司书面许可，不得对本书的任何部分进行影印、再版或翻译。

感谢你购买本产品！使用产品前请仔细阅读本说明书，并妥善保管

产品描述图



基本参数信息

产品名称：便携式按摩随行暖手宝
产品材质：铝合金/ABS
输入电压：5V ===
额定电压：3.7V ===
单只包装尺寸：137x137x60mm

电池电量：3600mAh
最大功率：10W
产品尺寸：112x85x39mm
对装包装尺寸：225x155x66mm

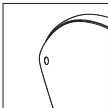
使用方法

一、暖手使用说明

按一次电源键开机，为第一档“低温档”。
“低温档”蓝色指示灯长亮，温度40°C-45°C。

再按一次电源按键切换到第二档“高温档”
“高温档”黄色指示灯长亮，温度55°C-60°C。

单次按压电源按键为开机/低温档/高温档/关机循环切换
指示灯为熄灭/蓝灯/黄灯/熄灭循环切换。



注意指示灯变化

注意事项

注意：为产品充电时，暖手、按摩功能无法开启。

二、按摩使用说明

把拨动开关拨到靠后位置，打开按摩功能，按摩为间歇按摩。
把拨动开关拨到靠前位置，关闭按摩功能。



往后拨动开关



三、充电提示

蓝灯闪烁为正在充电，蓝灯长亮为已充满电。

安全提示

严禁将产品私自拆装或粗暴使用。
严禁将产品投入或接近火源，以避免发生火灾及爆炸危险。
请将产品放置在小孩或者宠物无法触及的地方。
产品如有液体漏出，不慎溅入眼睛，不要揉擦眼睛，立刻用清水清洗眼睛，严重时请去医院就医。
用电脑进行充电，时间会比使用充电器充电稍长。
产品使用过程中，如发生异常情况，请立即停止使用。

保修卡

| | | |
|--------|------|------------|
| 用户保修信息 | 产品名称 | 便携式按摩随行暖手宝 |
| | 产品型号 | |
| | 用户姓名 | |
| | 用户地址 | |
| | 联系电话 | |
| | 购买日期 | |
| 备注: | | |